










# Smartline CAS - Components Selection Matrix



Housing	Selection options	Your selection / Our example
Housing colour / Surface	colourless (C) or deep black (B) / glossy, brushed	deep black (B)
Number of actuators	4 or 6	6
Actuator series	22mm: RAFIX 22 FS+ or 30mm: RAFIX, 30 FS+	RAFIX 30 FS+
Connectors	Connector 2xM12; 4-pins or 12-pins	Connector 1: M12; 4-pins Connector 2: M12; 12-pins
Protection class	IP40 (optional IP54, IP65)	IP40
Fixation	screwed	screwed

Example CAS-B63




CAS components selection			1	2	3	4	5	6
Actuator and switching-elements			Emergency stop	Signal indicator FLEXLAB	Illuminated pushbutton FLEXLAB	Illuminated selector switch	Key lock switch 1x90° V	Blanking caps
A	RAFIX 22 FS+ IP65 Front ring silver metallic	Emergency stop Position 1 RAFIX 22 FS+	 1.30.273.301/2200	 1.74.508.921/2200	 1.30.270.921/2200	 1.30.272.202/2200	 1.30.275.302/0000	 5.05.800.067/0000
		Mushroom head red with white arrows reset by rotating	rotating		momentary	latching	latching 0	
B	RAFIX 30 FS+ IP65 Front ring stainless steel	Collar round Bezel flat	 1.30.273.301/2200	 1.74.510.011/2X00	 1.30.290.921/0000	 1.30.292.202/2200	 1.30.295.302/0000	 5.05.200.028/0000
			rotating		momentary	latching	latching 0	
C	RAFIX FS with light guide	Universal silver	 1NC 1.20.126.201/9000	 1NO 1.20.126.202/9000	 1NO + 1NC 1.20.126.203/9000	 2NC 1.20.126.204/9000	 2NO 1.20.126.205/9000	 2NC Emergency-Stop 1.20.126.604/9000
D	MICON 5 Hapticelement	SMT standard momentary 5.5N tactile	 1 S 1.14.002.111/0000					
E	FLEXLAB	Bezel colour transparent	 5.49.263.062/1000	 5.49.263.062/1300	 5.49.263.062/1400	 5.49.263.062/1500	 5.49.263.062/1600	























Your selection	Actuator position					
	1	2	3	4	5	6
Actuator	B1	B3	B4	B3	B2	B5
Switch	C6	-	C2	-	-	C2
Haptic	-	D1	-	D1	-	-
Bezel colour	-	E1	-	E4	E2	-

# Smartline CAS - Components Selection Matrix



Housing	Selection options	Your selection
Housing colour / Surface	colourless (C) or deep black (B) / glossy, brushed	
Number of actuators	4 or 6	
Actuator series	22mm: RAFIX 22 FS+ or 30mm: RAFIX, 30 FS+	
Connectors	Connector 2xM12; poles 4 or 12	
Protection class	IP40 (optional IP54, IP65)	
Fixation	screwed	



CAS components selection			1	2	3	4	5	6
Actuator and switching-elements			Emergency stop	Signal indicator FLEXLAB	Illuminated pushbutton FLEXLAB	Illuminated selector switch	Key lock switch 1x90° V	Blanking caps
A	RAFIX 22 FS+ IP65 Front ring silver metallic	Emergency stop Position 1 RAFIX 22 FS+	 1.30.273.301/2200 rotating	 1.74.508.921/2200	 1.30.270.921/2200 momentary	 1.30.272.202/2200 latching	 1.30.275.302/0000 latching 0	 5.05.800.067/0000
		Mushroom head red with white arrows reset by rotating						
B	RAFIX 30 FS+ IP65 Front ring stainless steel	Collar round Bezel flat	 1.30.273.301/2200 rotating	 1.74.510.011/2X00	 1.30.290.921/0000 momentary	 1.30.292.202/2200 latching	 1.30.295.302/0000 latching 0	 5.05.200.028/0000
C	RAFIX FS with light guide	Universal silver	 1NC 1.20.126.201/9000	 1NO 1.20.126.202/9000	 1NO + 1NC 1.20.126.203/9000	 2NC 1.20.126.204/9000	 2NO 1.20.126.205/9000	 2NC Emergency-Stop 1.20.126.604/9000
D	MICON 5 Hapticelement	SMT standard momentary 5.5N tactile	 1 S 1.14.002.111/0000					
E	FLEXLAB	Bezel colour transparent	 5.49.263.062/1000	 5.49.263.062/1300	 5.49.263.062/1400	 5.49.263.062/1500	 5.49.263.062/1600	

Your selection	Actuator position					
	1	2	3	4	5	6
Actuator						
Switch						
Haptic						
Bezel colour						

