

Product sheet

CAS-B63-9001010

- **Housing colour: black**
- **Number of positions: 6**
- **Actuator series: RAFIX 30 FS+**
- **Connector 1: 1x M12, 4-poles**
- **Connector 2: 1x M12, 12-poles**
- **Operating voltage illuminant: 24V**
- **Switching voltage: min. 10V up to max. 35V**

Circuit

Connector 1

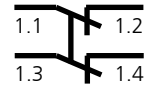
Connection pole	Strand colour	Function
1.1	brown	NC emergency-stop
1.2	blue	NC emergency-stop
1.3	white	NC emergency-stop
1.4	green	NC emergency-stop

Connector 2

Connection pole	Strand colour	Function
2.1	brown	GND Illumination (0V)
2.2	blue	V+ light signal indicator red (24V)
2.3	white	V+ light signal indicator yellow (24V)
2.4	green	V+ light signal indicator green (24V)
2.5	pink	V+ light signal indicator maintenance mode (24V)
2.6	yellow	NO maintenance mode
2.7	black	NO maintenance mode
2.8	grey	V+ light illuminated pushbutton (24V)
2.9	red	n/a
2.10	purple	NO main switch
2.11	grey / pink	NO main switch
2.12	red / blue	V+ light illuminated selector switch (24V)

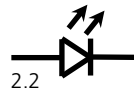
Position 1

Emergency-Stop



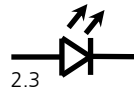
Position 2

Signal indicator (FLEXLAB)



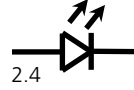
Position 3

Signal indicator (FLEXLAB)



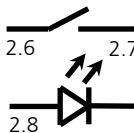
Position 4

Signal indicator (FLEXLAB)




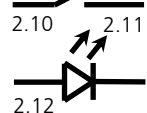
Position 5

Illuminated pushbutton


























Position 6

Illuminated selector switch



Bestückung

		Position 1	Position 2	Position 3	Position 4	Position 5	Position 6
A	Actuator	B1	B2	B2	B2	B3	B4
B	Switching element	C6	n/a	n/a	n/a	n/a	C2
C	Haptic	n/a	n/a	n/a	n/a	D1	n/a
D	Illumination	no	yes	yes	yes	yes	yes
E	Bezel	n/a	E2	E3	E4	E1	n/a
F	Labelling	n/a	n/a	n/a	n/a	n/a	n/a

CAS components selection			1	2	3	4	5	6
Actuator and switching-elements			Emergency stop	Signal indicator FLEXLAB	Illuminated pushbutton FLEXLAB	Illuminated selector switch	Key lock switch 1x90° V	Blanking caps
A	RAFIX 22 FS+ IP65 Front ring silver metallic	Emergency stop Position 1 RAFIX 22 FS+						
		Mushroom head red with white arrows reset by rotating Collar round Bezel flat	1.30.273.301/2200 rotating	1.74.508.921/2200	1.30.270.021/2200 momentary	1.30.272.202/2200 latching	1.30.275.302/0000 latching 0	5.05.800.067/0000
B	RAFIX 30 FS+ IP65 Front ring stainless steel	Mushroom head red with white arrows reset by rotating Collar round Bezel flat						
			1.30.273.301/2200 rotating	1.74.510.011/2X00	1.30.290.921/0000 momentary	1.30.292.202/2200 latching	1.30.295.302/0000 latching 0	5.05.200.028/0000
C	RAFIX FS with light guide	Universal silver						
			1NC 1.20.126.201/9000	1NO 1.20.126.202/9000	1NO + 1NC 1.20.126.203/9000	2NC 1.20.126.204/9000	2NO 1.20.126.205/9000	2NC Emergency-Stop 1.20.126.604/9000
D	MICON 5 Hapticelement	SMT standard momentary 5.5N tactile						
			1 S 1.14.002.111/0000					
E	FLEXLAB Bezel colour translucent							
			5.49.263.062/2200	5.49.263.062/2300	5.49.263.062/2400	5.49.263.062/2500	5.49.263.062/2600	